


Model PVX164

Installation and Operation Manual

POWER, VIDEO and DATA DISTRIBUTOR FOR UTP and STP CATEGORY CABLES

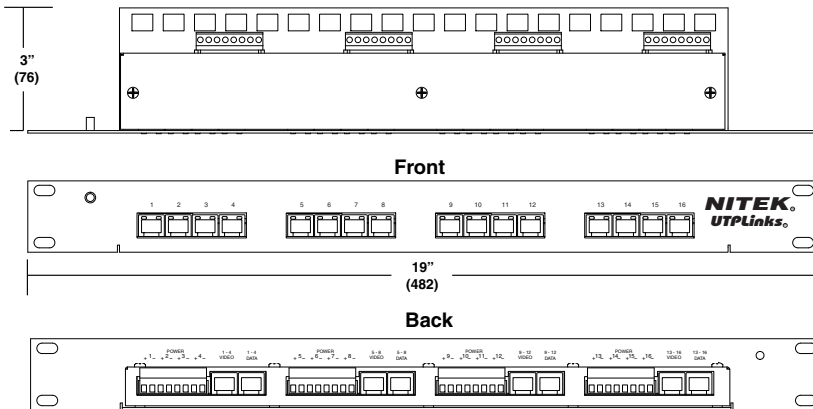
 Reduce risk of fire or electrical shock. Do not expose this product to rain or moisture.

SPECIFICATION

Size 1.7"H x 4.3"W x 2.5"D
43mm x 110mm x 64mm

Weight 0.2 lb (.11kg)

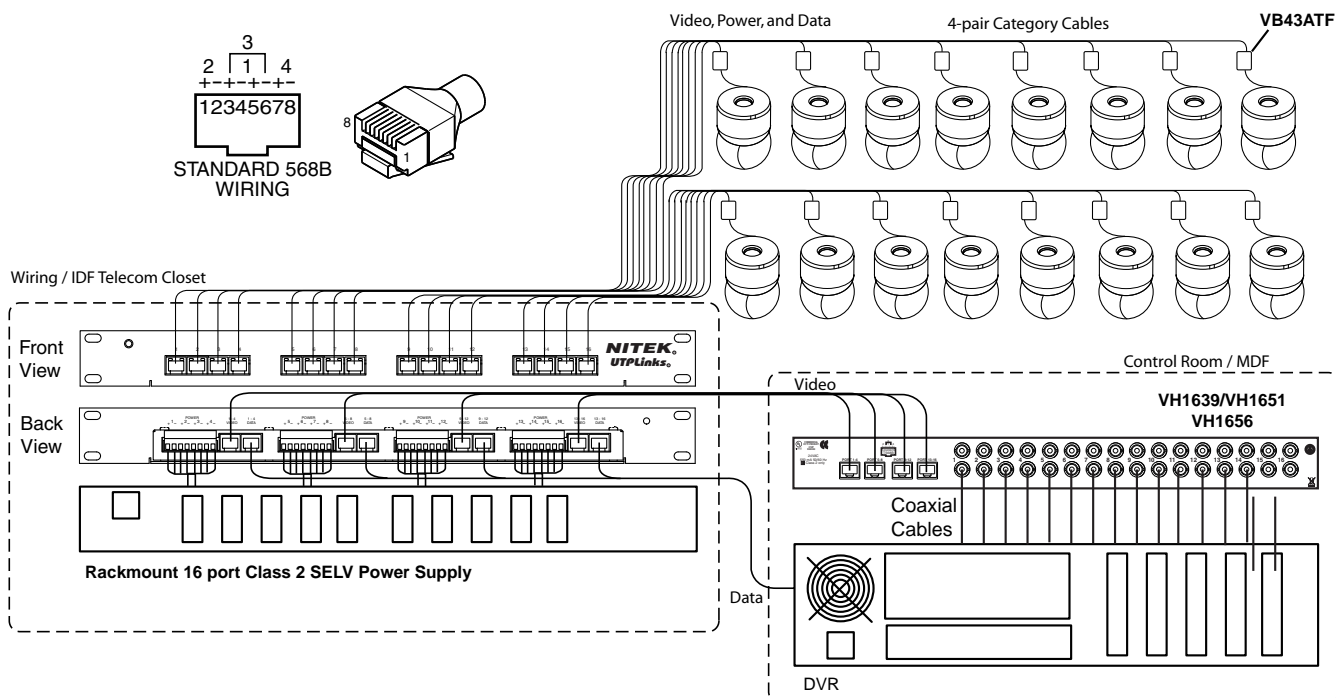
Temperature -20 to +80 Degrees C



Front Connection	Back Connections	
CAMERA PORT	VIDEO PORT	DATA PORT
8 + Power	8 - Vid 4	8 - Data 4
7 - Power	7 + Vid 4	7 + Data 4
6 + Power	6 - Vid 3	6 - Data 3
5 + Data	5 + Vid 1	5 + Data 1
4 - Data	4 - Vid 1	4 - Data 1
3 - Power	3 + Vid 3	3 + Data 3
2 - Video	2 - Vid 2	2 - Data 2
1 + Video	1 + Vid 2	1 + Data 2

INSTALLATION

The PVX164 is designed using RJ45 connectors. Cable terminations are recommended to be 568B but may also be 568A. Whichever wiring configuration is used must be the same throughout the installation. The diagram below shows a common installation and the hook ups for each connector. Pin assignments are given in the table above.



NITEK®

USA Office:
5410 Newport Drive • Rolling Meadows, IL 60008
Phone: (800) 528-4343
Fax: (847) 259-1300
E-mail: info@nitek.net • Web: www.nitek.net

Europe Office:
De Schans 19-21 2a • 8231 KA Lelysted
Netherlands
Phone: +31(0)320 -230005
Fax: +31(0)320 -282186
E-mail: info@nitek.nl • Web: www.nitek.nl